

# WHIRLYBIRD WALKIES



Fundraising Pack



## THANKS FUR SIGNING UP!

Welcome to our Whirlybird Walkies challenge!

Inside this fundraising pack you'll find a guide to raising funds on JustGiving, safety information, and some helpful tips and tricks - everything you'll need to ensure you and your four-legged friend have a paw-some month - there's also a treasure hunt, so get involved and picture your pooch and post in our Facebook group: [gna.as/walkiesgroup](https://www.facebook.com/gna.as/walkiesgroup)

Each journey you take with your pooch will help to save lives across the region - we can't thank you both enough.



We wish you luck!

Team GNAAS x



# Get Started On JustGiving!



## STEP 1

Click on the Whirlybird Walkies campaign



## STEP 2

Select "Start Fundraising" highlighted in orange



## STEP 3

Select no, just fundraising, no occasion



## STEP 4

Set your fundraising target (£150!)



## STEP 5

Launch your page and start fundraising!



## STEP 6

Raise your first £10 to secure collar





# Our JustGiving Guide



Upload a picture to your challenge page

Tell your story and connection with our charity

Be sure to say thanks to people who have donated - it goes a long way

Set a target and keep everyone updated



Showcase the difference donations will make

Kickstart your fundraising by donating first



Keep your socials updated with your progress pictures of your pooch

Tell everyone you know! friends, family and colleagues





Be part of the conversation and join the brave individuals taking on this challenge alongside you in our facebook group:  
[gna.as/walkiesgroup](https://gna.as/walkiesgroup)



# Did you know?

Use these facts on your socials

We carry a pilot, a specialist pre-hospital doctor and a paramedic. board our aircraft


In 2024, we were called out 2,083 times

Our daily operating cost is £25,200

We need to raise £9.3m each year to keep our charity running

We cover a region of over 8,000sq miles

Our service is entirely charity-funded





# WHIRLYBIRD WALKIES

## Picture your pooch with...




- |   |  |  |  |   |  |
|---|--|--|--|---|--|
| <input type="checkbox"/> Day 1<br>You             |  | <input type="checkbox"/> Day 11<br>Clock                   |  | <input type="checkbox"/> Day 21<br>A yellow door          |  |
| <input type="checkbox"/> Day 2<br>Something noisy |  | <input type="checkbox"/> Day 12<br>A toy, that isn't a toy |  | <input type="checkbox"/> Day 22<br>A leaf                 |  |
| <input type="checkbox"/> Day 3<br>Mail            |  | <input type="checkbox"/> Day 13<br>Something round         |  | <input type="checkbox"/> Day 23<br>Puppuchino             |  |
| <input type="checkbox"/> Day 4<br>A heart         |  | <input type="checkbox"/> Day 14<br>Something that smells   |  | <input type="checkbox"/> Day 24<br>Something soft         |  |
| <input type="checkbox"/> Day 5<br>Treasure        |  | <input type="checkbox"/> Day 15<br>A campfire              |  | <input type="checkbox"/> Day 25<br>Their favourite person |  |
| <input type="checkbox"/> Day 6<br>The number 10   |  | <input type="checkbox"/> Day 16<br>Their favourite treat   |  | <input type="checkbox"/> Day 26<br>Something transparent  |  |
| <input type="checkbox"/> Day 7<br>A pink car      |  | <input type="checkbox"/> Day 17<br>Sunshine                |  | <input type="checkbox"/> Day 27<br>Something white        |  |
| <input type="checkbox"/> Day 8<br>A pinecone      |  | <input type="checkbox"/> Day 18<br>Something ancient       |  | <input type="checkbox"/> Day 28<br>An accessory           |  |
| <input type="checkbox"/> Day 9<br>Wheels          |  | <input type="checkbox"/> Day 19<br>A sign                  |  | <input type="checkbox"/> Day 29<br>A stick                |  |
| <input type="checkbox"/> Day 10<br>A sandcastle   |  | <input type="checkbox"/> Day 20<br>An instrument           |  | <input type="checkbox"/> Day 30<br>You choose!            |  |

Day 31  
Emergency  
Services

# Fun in the SUN






## Do

-  Walk your dog when it's cooler outside in the mornings or evenings
-  Test how warm the tarmac is before walkies
-  Ensure there is plenty of shade and water for your pooch

---

## Don't

-  Avoid the signs of heatstroke
-  Walk your dog in temperatures over 20 degrees
-  Feel you need to walk in the heat to complete the challenge











# Beat the HEAT



## BEWARE OF HEATSTROKE IN DOGS

-  Excessive panting and heavy breathing
-  Drooling or foaming at the mouth
-  Tiredness, weakness and confusion
-  Upset tummy



If you think your pet has heatstroke urgently take them to the vets!